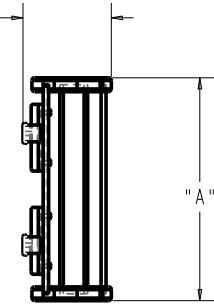
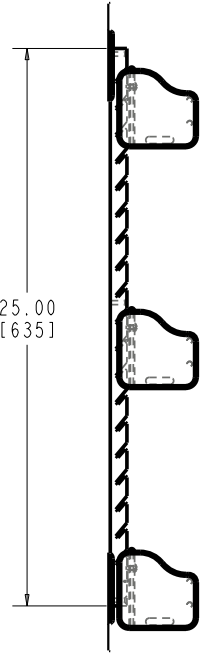


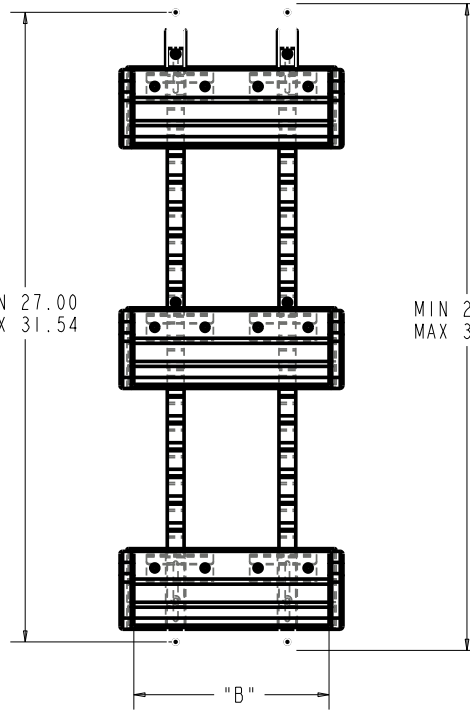
3.96  
[100,6]




25.00  
[635]



MIN 27.00  
MAX 31.54



MIN 27.75  
MAX 32.30



PART #	DIMENSION A	DIMENSION B
4ASRC-15	10.125	8.75
4ASRC-18	13.125	11.75
4ASRC-21	16.125	14.75

This drawing is the property of Rev-A-Shelf (RAS) and is disclosed in confidence to the extent its subject matter is original to RAS. Any vendor receiving this drawing from RAS shall hold and use this drawing for the sole benefit of RAS and shall not disclose it to, or use or reproduce it for any third party, or perform any act adverse to the interest of RAS with respect to this drawing without the express written permission of RAS. Vendors shall not revise any physical, dimensional or performance characteristic unless authorized by Rev-A-Shelf Engineering.

REV.	DATE	BY	DESCRIPTION OF CHANGE
A	10/6/05	HLF	ECN 05-058

INCH [MM]	AMERICAN PROJECTION	BY	DATE			
		DRAWN	PFC			1/3/08
TOLERANCES				MATERIAL	DRAWING NO.	SCALE
DECIMALS .XX ±.02 [.5mm]				FINISH	4ASRC-XX	1:8
ANGLES ±1/2°					DRAWING NO.	
FRACTIONS ±1/32 [.8mm]					4ASRC-XX_CUSTOMER	
					PART NO.	SHEET OF
					4ASRC-XX	